


# Gap Pad® HC 3.0

High-Compliance, Thermally Conductive, Low Modulus Material

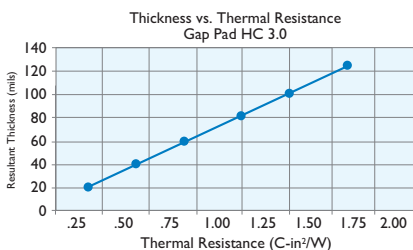
## Features and Benefits

- Thermal Conductivity: 3.0 W/m-K
- High-compliance, low compression stress
- Fiberglass reinforced for shear and tear resistance



Gap Pad® HC 3.0 is a soft and compliant gap filling material with a thermal conductivity of 3.0 W/m-K. The material offers exceptional thermal performance at low pressures due to a unique 3.0 W/m-K filler package and low-modulus resin formulation. The enhanced material is ideal for applications requiring low stress on components and boards during assembly. Gap Pad® HC 3.0 maintains a conformable nature that allows for quick recovery and excellent wet-out characteristics, even to surfaces with high roughness and/or topography.

Gap Pad® HC 3.0 is offered with natural inherent tack on both sides of the material, eliminating the need for thermally-impeding adhesive layers. The top side has minimal tack for ease of handling. Gap Pad® HC 3.0 is supplied with protective liners on both sides.



## TYPICAL PROPERTIES OF GAP PAD HC 3.0

PROPERTY	IMPERIAL VALUE	METRIC VALUE	TEST METHOD
Color	Blue	Blue	Visual
Reinforcement Carrier	Fiberglass	Fiberglass	—
Thickness (inch) / (mm)	0.020 to 0.125	0.508 to 3.175	ASTM D374
Inherent Surface Tack	2	2	—
Density (Bulk Rubber) (g/cc)	3.1	3.1	ASTM D792
Heat Capacity (J/g-K)	1.0	1.0	ASTM E1269
Hardness (Bulk Rubber) (Shore 00) (4)	15	15	ASTM D2240
Young's Modulus (psi) / (kPa) (1)	16	110	ASTM D575
Continuous Use Temp (°F) / (°C)	-76 to 392	-60 to 200	—
<b>ELECTRICAL</b>			
Dielectric Breakdown Voltage (Vac) (3)	>5000	>5000	ASTM D149
Dielectric Constant (1000 Hz)	6.5	6.5	ASTM D150
Volume Resistivity (Ohm-meter)	10 <sup>10</sup>	10 <sup>10</sup>	ASTM D257
Flame Rating	V-O	V-O	U.L. 94
<b>THERMAL</b>			
Thermal Conductivity (W/m-K) (2)	3.0	3.0	ASTM D5470
<b>THERMAL PERFORMANCE vs. STRAIN</b>			
	Deflection (% strain)		
	10	20	30
Thermal Impedance (°C-in <sup>2</sup> /W) 0.040" (2)	0.57	0.49	0.44
1) Young's Modulus, calculated using 0.01 in/min. step rate of strain with a sample size of 0.79 inch <sup>2</sup> after 5 minutes of compression at 10% strain on a 1mm thickness material. 2) The ASTM D5470 test fixture was used. The recorded value includes interfacial thermal resistance. These values are provided for reference only. Actual application performance is directly related to the surface roughness, flatness and pressure applied. 3) Minimum value at 20 mil. 4) Thirty second delay value on Shore 00 hardness scale.			

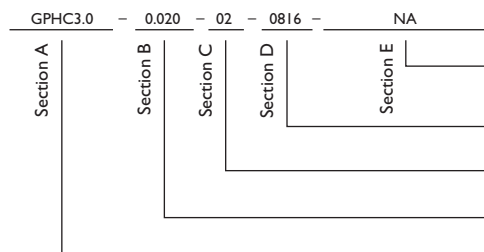
## Typical Applications Include:

- Telecommunications
- Consumer electronics
- ASICs and DSPs
- Thermal modules to heat sinks

## Configurations Available:

- Sheet form and die-cut parts

## Building a Part Number



## Standard Options

◀ example

NA = Selected standard option. If not selecting a standard option, insert company name, drawing number, and revision level.

0816 = Standard sheet size 8" x 16", or 00 = custom configuration

02 = Natural tack, both sides (With Fiberglass)

Standard thicknesses available: 0.020", 0.040", 0.060", 0.080", 0.100", 0.125"

GPHC3.0 = Gap Pad HC 3.0 Material with fiberglass

Note: To build a part number, visit our website at [www.bergquistcompany.com](http://www.bergquistcompany.com).



[www.bergquistcompany.com](http://www.bergquistcompany.com)

The Bergquist Company -  
North American Headquarters  
18930 West 78th Street  
Chanhassen, MN 55317  
Phone: 800-347-4572  
Fax: 952-835-0430

The Bergquist Company -  
European Headquarters  
Netherlands  
Phone: 31-35-5380684  
Fax: 31-35-5380295

The Bergquist Company -  
Asia Headquarters  
Hong Kong  
Ph: 852-2690-9296  
Fax: 852-2690-3408

All statements, technical information and recommendations herein are based on tests we believe to be reliable, and THE FOLLOWING IS MADE IN LIEU OF ALL WARRANTIES, EXPRESSED OR IMPLIED, INCLUDING THE IMPLIED WARRANTIES OF MARKETABILITY AND FITNESS FOR PURPOSE. Sellers' and manufacturers' only obligation shall be to replace such quantity of the product proved to be defective. Before using, user shall determine the suitability of the product for its intended use, and the user assumes all risks and liability whatsoever in connection therewith. NEITHER SELLER NOR MANUFACTURER SHALL BE LIABLE EITHER IN TORT OR IN CONTRACT FOR ANY LOSS OR DAMAGE, DIRECT, INCIDENTAL, OR CONSEQUENTIAL, INCLUDING LOSS OF PROFITS OR REVENUE ARISING OUT OF THE USE OR THE INABILITY TO USE A PRODUCT. No statement, purchase order or recommendations by seller or purchaser not contained herein shall have any force or effect unless in an agreement signed by the officers of the seller and manufacturer.

PDS\_GC\_HC\_0714